





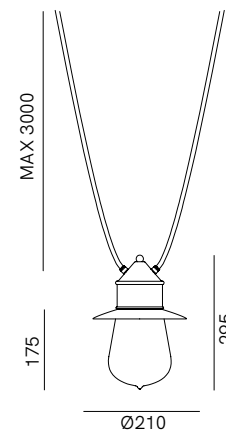
Ispirate alle luci delle sagre paesane, le lampade della collezione Drop sono tra le più note e apprezzate del Fanale. Semplici ma ricercate, queste lampade a sospensione in ottone, rame e vetro sono una soluzione originale per l'arredamento degli ambienti esterni e interni. Reinterpretando la tradizionale forma a goccia, illuminano discretamente ogni spazio, adattandosi al contesto con naturale eleganza.

*Inspired by the lights of village festivals, the lamps in the Drop collection are among the best known and most appreciated from Il Fanale. Simple yet refined, these brass, copper and glass pendant lamps offer an original solution for furnishing indoor and outdoor environments. Reinterpreting the traditional drop shape, they subtly illuminate any space, adapting to the context with natural elegance.*



### SPECIFICHE TECNICHE | TECHNICAL DATA

<b>Tipologia   Type</b>	sospensione   pendant
<b>Ambiente   Environment</b>	indoor - outdoor
<b>Materiali   Materials</b>	Ottone - rame - vetro   Brass - copper - glass
<b>Fonte luminosa   Light source</b>	1 x Max 15W LED E27 (non inclusa   not included)  E27 ST64
<b>Tensione   Voltage</b>	240 Vac 50-60 Hz
<b>Dimmerazione   Dimming</b>	Taglio di fase IGBT / TRIAC   Phase cut IGBT / TRIAC
<b>Scatole   Boxes</b>	1
<b>Volume totale   Total volume</b>	0,020 m <sup>3</sup>
<b>Peso lordo   Gross weight</b>	2 kg
<b>Certificazioni   Certifications</b>	   <b>IP55</b>




### FINITURE | FINISHES

#### Montatura | Frame



**O**  
Ottone Anticato  
Antique Brass

#### Testa | Shade



**R**  
Rame Anticato  
Antique Copper

#### Vetro | Glass



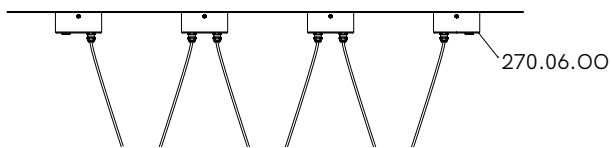
**T**  
Trasparente  
Transparent

## COMPOSITIONS

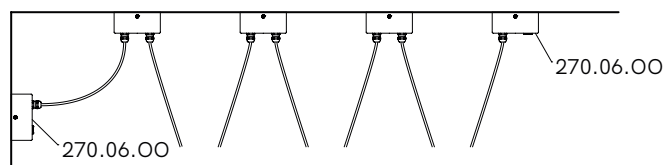


### Esempi di composizione | Example of compositions

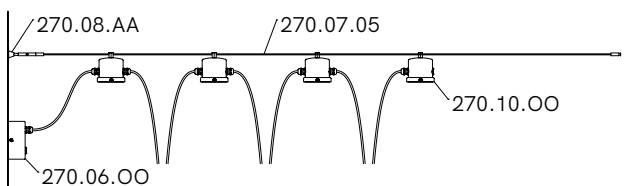
Installazione con allacciamento elettrico a soffitto  
Ceiling installation with ceiling electrical connection



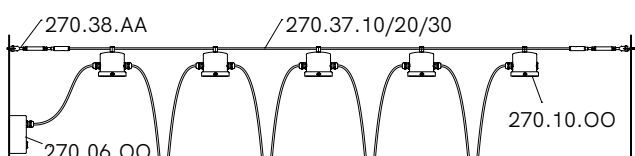
Installazione a soffitto con allacciamento elettrico a parete  
Ceiling installation with wall electrical connection




Installazione su cavo d'acciaio fino a 5 mt. (fino a 3 lampade)  
Up to 5 mt. steel cable installation (up to 3 lamps)



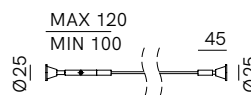
Installazione su cavo d'acciaio > 5 mt. (superiore a 3 lampade)  
> 5 mt. steel cable installation (for more than 3 lamps)



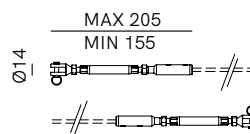
### Accessori | Accessories



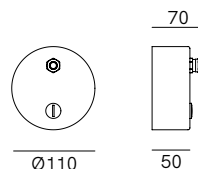
**270.07.05** - 5 mt. - Ø3 mm  
**270.37.10** - 10 mt. - Ø4 mm  
**270.37.20** - 20 mt. - Ø4 mm  
**270.37.30** - 30 mt. - Ø4 mm  
Cavo d'acciaio  
Steel cable



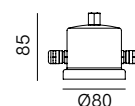
**270.08.AA**  
Kit per cavo d'acciaio fino a 5 mt.  
Kit for steel cable up to 5 mt.



**270.38.AA**  
Kit 2 tiranti per cavo d'acciaio > 5 mt.  
Kit 2 tie rods for steel cable > 5 mt.



**270.06.00**  
Rosone muro/soffitto con 2 stringicavo più un tappo  
Wall/Ceiling canopy with 2 cable glands and one plug



**270.10.00**  
Scatola di connessione per cavi d'acciaio  
Junction box for steel cables